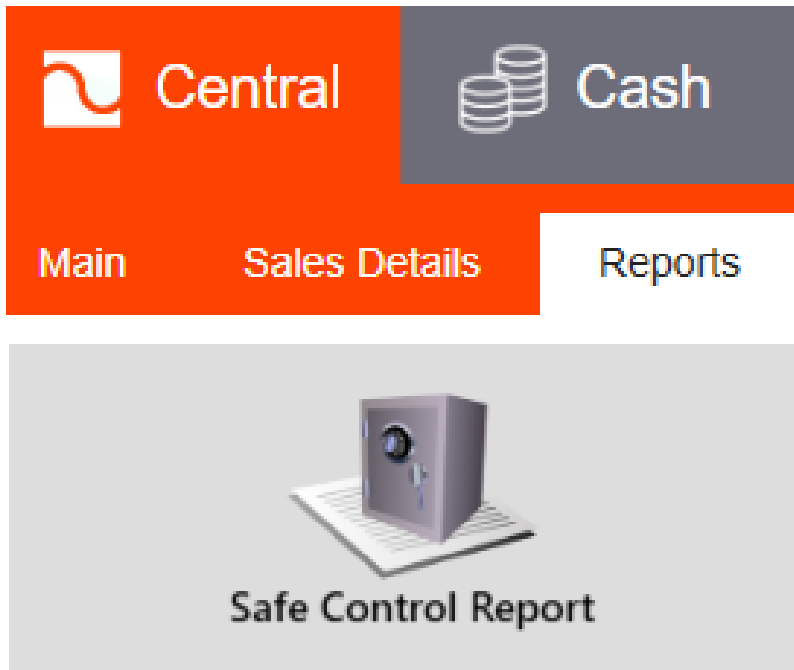




Abcom Central Safe Control Report


Tracks every float count event for the period in the date selector.










Abcom Central Safe Control Report


From Date: 

To Date: 

 Load







 / 2

Main Report

 **Safe Control**
Period: 1/05/2022 - 16/05/2022

Prepared By	Count Time	Entry Time	Safe Balance (Float)			Petty Cash Balance			Gift Cert A	Gift Cert B
			Expected	Counted	Difference	Expected	Amount	Difference		
01-05-2022										
	10:48	10:48	\$2,500.00	\$2,500.00	\$0.00	\$0.00	\$0.00	\$0.00	\$0.00	\$0.00
	05:20	05:20	\$2,500.00	\$2,500.00	\$0.00	\$0.00	\$0.00	\$0.00	\$0.00	\$0.00
02-05-2022										
	05:37	05:37	\$2,500.00	\$2,500.00	\$0.00	\$0.00	\$0.00	\$0.00	\$0.00	\$0.00
	05:37	05:37	\$2,500.00	\$2,500.00	\$0.00	\$0.00	\$0.00	\$0.00	\$0.00	\$0.00

Safe Control Reporting:

Tracks every float count event for the period in the date selector.